

Global Equities

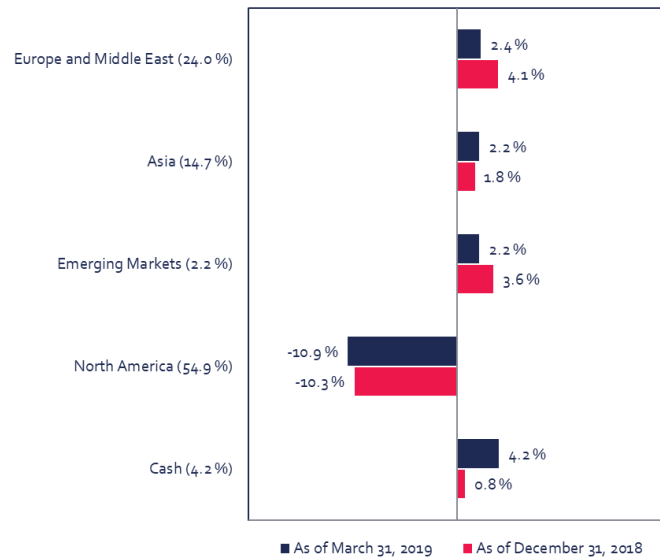
Performance (CAD)

Annualized (%)	3 months	YTD	1 year	3 years	5 years	10 years	Since inception
Hexavest Global Composite	6.25	6.25	7.61	8.97	10.80	12.52	6.76
MSCI World (net)	10.02	10.02	7.78	11.88	10.93	13.06	4.22
VALUE ADDED	-3.77	-3.77	-0.17	-2.91	-0.13	-0.54	2.54

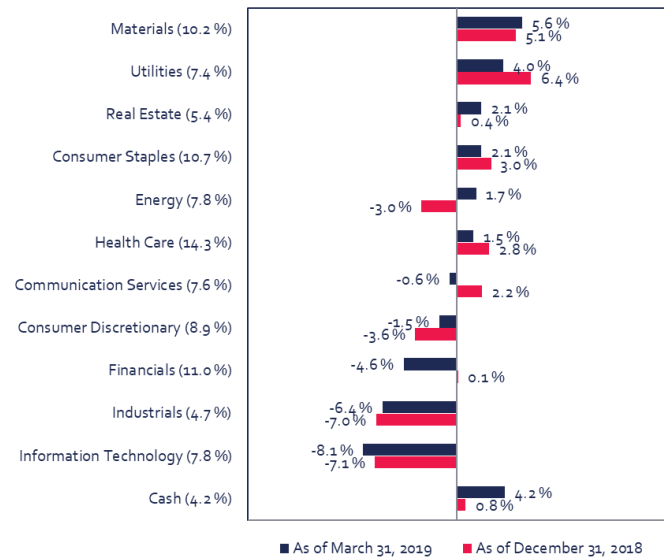
Ten last years (%)	2009	2010	2011	2012	2013	2014	2015	2016	2017	2018
Hexavest Global Composite	11.67	3.52	0.08	10.10	32.38	15.06	20.20	8.81	7.72	1.16
MSCI World (net)	10.39	5.93	-3.20	13.26	35.18	14.39	18.89	3.79	14.36	-0.49
VALUE ADDED	1.28	-2.41	3.28	-3.16	-2.80	0.67	1.31	5.02	-6.64	1.65

Positioning (Model Portfolio)

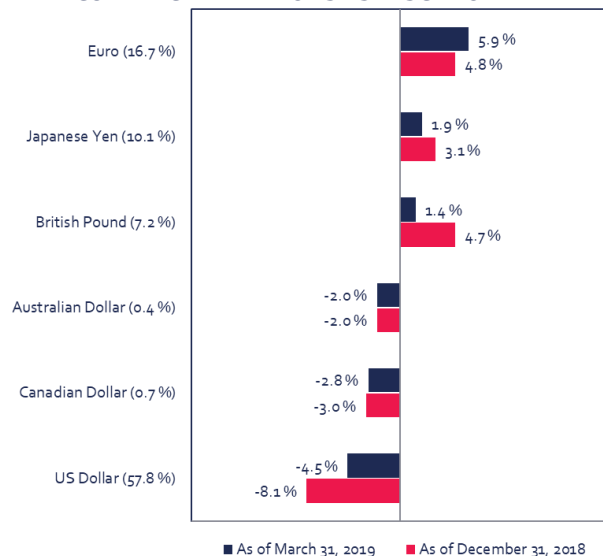
COUNTRY DEVIATIONS VS. MSCI WORLD



SECTOR DEVIATIONS VS. MSCI WORLD



CURRENCY DEVIATIONS VS. MSCI WORLD



Market Outlook

MACROECONOMIC ENVIRONMENT	VALUATION	SENTIMENT
--	-	-

Given our negative outlook, we are maintaining a generally defensive strategy for the time being but will not hesitate to adapt if we see sufficient signs of a recovery. Our 2019 game plan is still geared to adding cyclical exposure in Asia (developed and emerging) as well as in Europe.



Global Equities

Summary

Benchmark	MSCI World (net)
Value added objective	2% (4-year rolling periods)
Active risk	3% to 5%
Number of holdings	275 to 350 (higher if exposure to EM)
Currency management	Active
Maximum cash exposure	10%

DEVIATIONS VS. BENCHMARK

Regions:	+/- 15%
Countries:	+/- 15%
Currencies:	+/- 15%
Sectors:	+/- 10%

MANAGEMENT FEES

Commingled vehicle		Separate accounts	
First \$10 million:	0.60%	First \$20 million:	0.70%
Next \$30 million:	0.50%	Next \$30 million:	0.60%
> \$40 million:	0.40%	Next \$50 million:	0.50%
		Next \$100 million:	0.40%
		> \$200 million:	0.30%
Administrative fees: (2018)	0.03%		

Investment Team

Strategy Team

Vital Proulx, CFA
Co-CIO & Chairman of the Board

Vincent Delisle, CFA
Co-CIO

Emerging Markets

Jean-Pierre Couture, M.Sc.
Chief Economist & Portfolio Manager

Jean-Benoit Leblanc, M.Sc., CFA
Portfolio Manager

Jean-Christophe Lermusiaux, MBA
Portfolio Manager

Europe

Christian Crête, CFA
Vice President & Portfolio Manager

Marc C. Lavoie, CPA, CA, CFA
President & Portfolio Manager

Catherine Bilodeau
Analyst

Quantitative Research

Jean-François Bérubé, Ph.D.
Vice President, Quantitative Analysis & IT

Asia Pacific

Etienne Durocher-Dumais, CFA
Portfolio Manager

North America

Kevin LeBlanc, CFA
Portfolio Manager

Mathieu Roy, M.Sc., CFA
Portfolio Manager

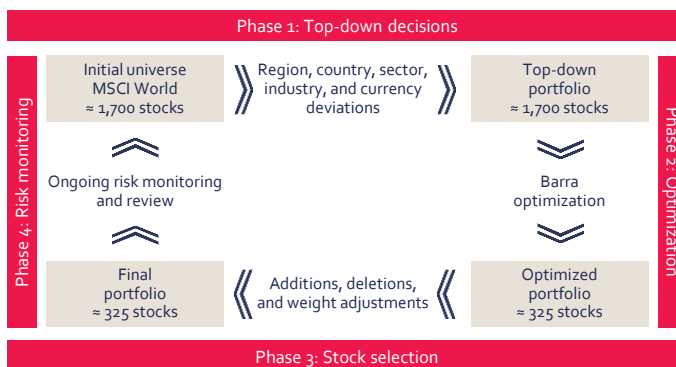
Multi-Region

Julien Tousignant, M.Sc., CFA
Economist

Investment Approach

- Top-down, team-driven process
- Diversified “core” portfolio with value bias
- Contrarian style
- Strong focus on downside protection
- Diversified sources of alpha (regions, countries, currencies, sectors, industries, stocks)
- Clearly defined process applied consistently over the past 25+ years

Investment Process



Contact Us

514-390-8484 or 1-855-HEXAVES
service@hexavest.com
hexavest.com

FOR CANADIAN INSTITUTIONAL INVESTOR USE ONLY

The performance shown is that of a composite of global equity mandates managed by Mr. Vital Proulx and his team at Natcan (1999 to 2004) and Hexavest (since May 2004). Accounts in the composite may have investment guidelines that differ from those of the model portfolio. The inception date of the composite is January 1, 1999. Performance results are presented gross of management and custodial fees but net of all trading commissions. Returns for periods greater than 12 months are annualized. Past performance is not necessarily indicative of future performance.

The information and opinions herein are provided for informational purposes only, and are subject to change based on market and other conditions. It should not be relied upon as the basis for your investment decisions. This document is not and should not be construed as a solicitation or offering of units of any fund or other security in any jurisdiction. No part of this document may be reproduced in any manner without the prior written permission of Hexavest Inc.